

Order picking truck 1.0 ton

BT optio

L & M-series

OSE100

OSE100W

OME100N

OME100NW



Order picking truck

| Truck specifications | | | | | OSE100 | OSE100W | OME100N | OME100NW |
|----------------------|---|--|----------|-------|-----------------|-----------------|--------------------|-----------------|
| Identification | 1.1 | Manufacturer | | | BT | BT | BT | BT |
| | 1.2 | Model | | | OSE100 | OSE100W | OME100N | OME100NW |
| | 1.3 | Drive | | | Electric | Electric | Electric | Electric |
| | 1.4 | Operator type | | | Stand on | Stand on | Stand on | Stand on |
| | 1.5 | Load capacity/rated load | Q | kg | 1000 | 1000 | 1000 | 1000 |
| | 1.6 | Load centre | c | mm | 600 | 600 | 600 | 600 |
| | 1.8 | Load distance, back of fork to wheel centre | x | mm | 158 | 110 | 158 | 110 |
| | 1.9 | Wheelbase | y | mm | 1351 | 1300 | 1401 | 1350 |
| Weight | 2.1 | Service weight without battery | | kg | 1294 | 1162 | 1577 ¹⁾ | 1162 |
| | 2.2 | Axle load, with load, drive/support arm wheels | | kg | 550/1149 | 558/1112 | 615/1280 | 639/2459 |
| | 2.3 | Axle load, without load, drive/support arm wheels | | kg | 1113/365 | 1105/338 | 1235/450 | 1208/884 |
| Wheels | 3.1 | Drive/support arm wheels | | | Vulkollan | Vulkollan | Vulkollan | Vulkollan |
| | 3.2 | Wheel size, front | | mm | Ø250x105 | Ø250x105 | Ø250x100 | Ø250x105 |
| | 3.3 | Wheel size, rear | | mm | Ø140x70 | Ø140x70 | Ø150x75 | Ø150x75 |
| Dimensions | 4.2 | Height, mast lowered | h_1 | mm | 1550 | 1550 | 2450 | 2450 |
| | 4.4 | Lift movement | h_3 | mm | 1020 | 1020 | 1620 | 1620 |
| | | Lift height | h_{23} | mm | 1880 | 1100 | 2480 | 1700 |
| | 4.5 | Height, mast extended | h_4 | mm | 2570 | 2570 | 4070 | 4070 |
| | 4.8 | Stand height | h_7 | mm | 180 | 180 | 180 | 180 |
| | 4.14 | Stand height, elevated | h_{12} | mm | 1200 | 1200 | 1800 | 1800 |
| | 4.15 | Height, fork lowered | h_{13} | mm | 80 | 80 | 80 | 80 |
| | 4.19 | Overall length | l_1 | mm | 2840 | 2744 | 2890 | 2798 |
| | 4.20 | Length to face of forks | l_2 | mm | 1690 | 1594 | 1740 | 1648 |
| | 4.21 | Overall width | b_1 | mm | 790 | 790 | 810 | 810 |
| | 4.22 | Fork dimensions | s/e/l | mm | 62/115/1150 | 62/115/1150 | 62/115/1150 | 62/115/1150 |
| | 4.25 | Width over forks | b_5 | mm | 300-750 | 560, 655, 776 | 300-750 | 560, 655, 776 |
| 4.32 | Ground clearance, centre of wheelbase | m_2 | mm | 70 | 70 | 55 | 55 | |
| 4.34 | Aisle width for pallets 800 x 1200 lengthways | A_{st} | mm | TBA | TBA | TBA | TBA | |
| 4.35 | Turning radius | W_a | mm | 1540 | 1490 | 1590 | 1540 | |
| 4.44 | Clear width driver compartment entrance | l_{24} | mm | 490 | — | 490 | 490 | |
| Performance data | 5.1 | Travel speed, with/without load ¹⁾ | | km/h | 7,0/12,0 | 7,0/12,0 | 7,0/12,0 | 7,0/12,0 |
| | 5.2 | Lift speed, with/without load | | m/s | 0,12/0,16 | 0,12/0,16 | 0,10/0,13 | 0,10/0,13 |
| | 5.3 | Lowering speed, with/without load | | m/s | 0,18/0,17 | 0,18/0,17 | 0,17/0,17 | 0,17/0,17 |
| | 5.8 | Max. gradeability, with/without load ²⁾ | | % | 6/13 | 6/13 | 5/6 | 5/6 |
| | 5.10 | Service brake | | | Electromagnetic | Electromagnetic | Electromagnetic | Electromagnetic |
| Electric motor | 6.1 | Drive motor rating S2 60 min | | kW | 2,9 | 2,9 | 2,9 | 2,9 |
| | 6.2 | Lift motor rating S3 5% | | kW | 2,2 | 2,2 | 2,2 | 2,2 |
| | 6.4 | Battery voltage, nominal capacity K_5 | | V/Ah | 24/465-620 | 24/465-620 | 24/465-620 | 24-465-620 |
| | 6.5 | Battery weight, min./max. | | kg | 475-530 | 470-530 | 475-530 | 475-530 |
| | 6.6 | Energy consumption acc to VDI cycle ³⁾ | | kWh/h | | | | |
| Other | 8.1 | Type of drive control | | | BT Powerdrive | BT Powerdrive | BT Powerdrive | BT Powerdrive |
| | 8.4 | Sound level at the driver's ear according to EN 12 053 | | dB(A) | | | | |

1) With small battery, add 125 kg counterweight.

2) Measured according to company standard.

3) Contact your supplier for information.

*) Travel speed in fork direction: 6,0/10,5 km/h for all models.

All data are based on table configuration. Other configurations may give other values.

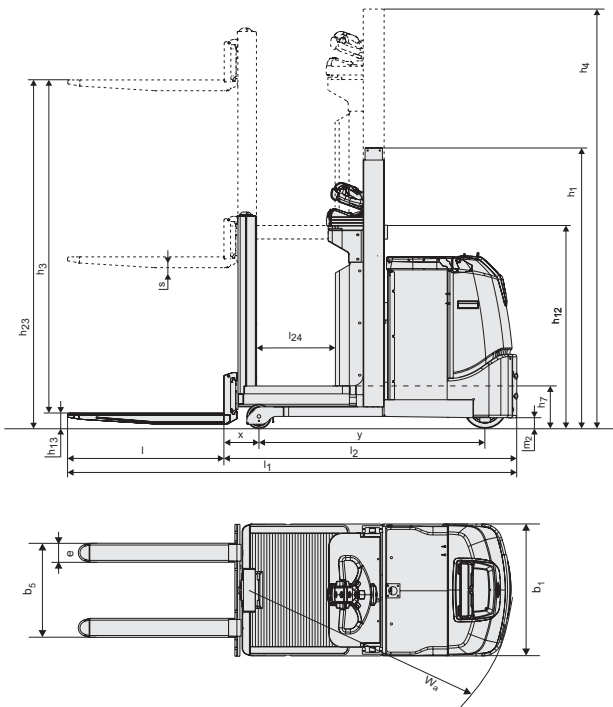
Truck performance and dimensions are nominal and subject to tolerances.

BT products and specifications are subject to change without notice.

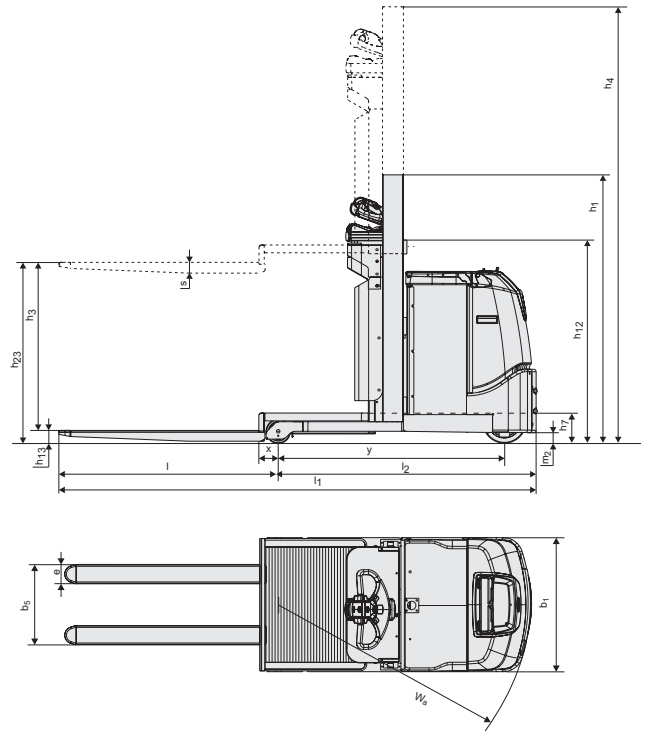
Dimensional drawings

BT optio

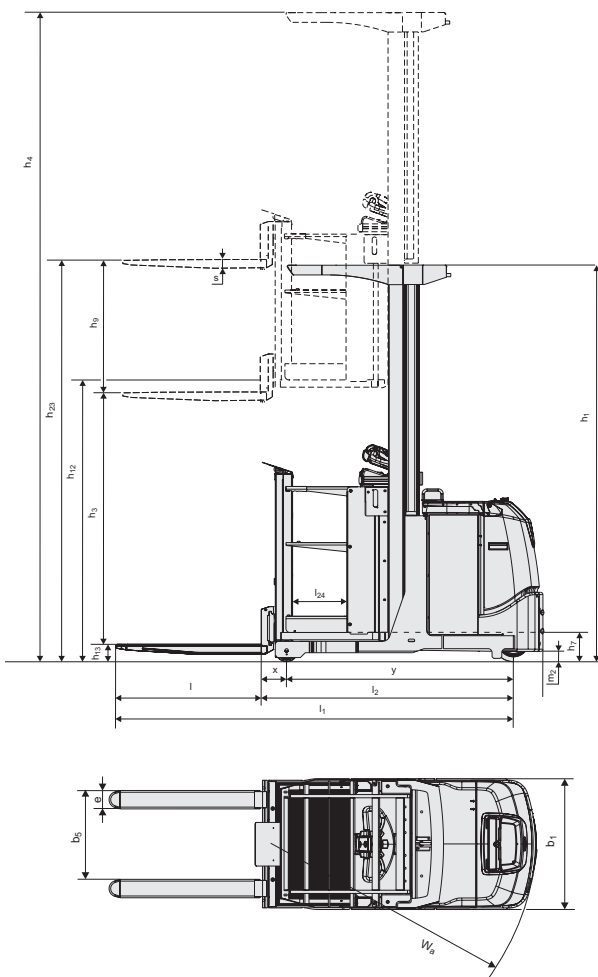
OSE100



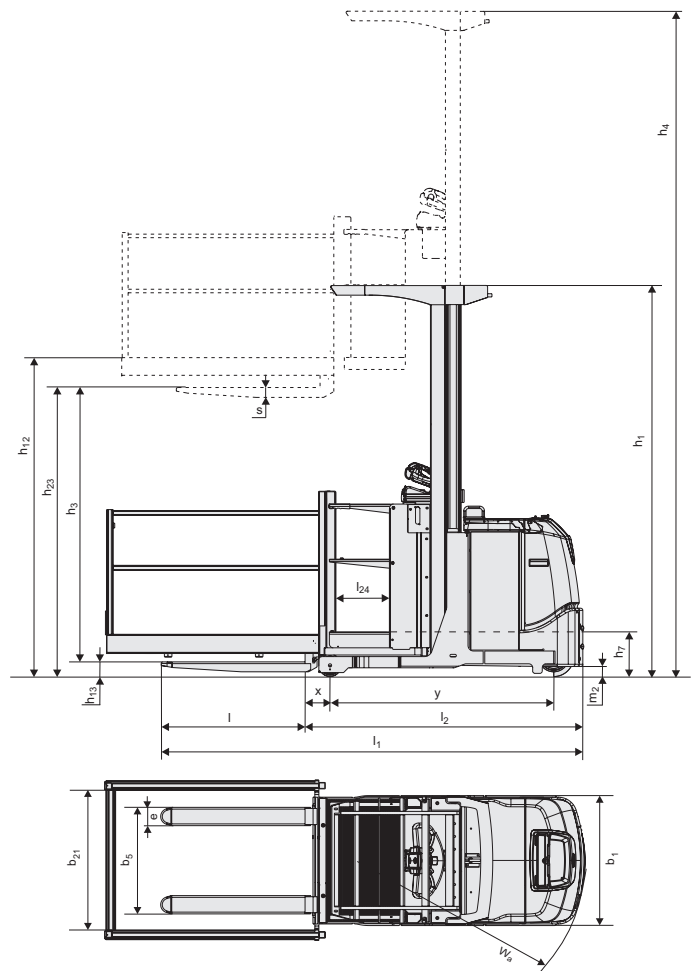
OSE100W



OME100N



OME100NW



Truck features:

- High performance models
- BT E-man steering concept
- Low step-in
- Man-up possibilities
- BT Powerdrive system
- Integrated shrink film holder
- Streamlined administration
 - E-bar concept (option)

